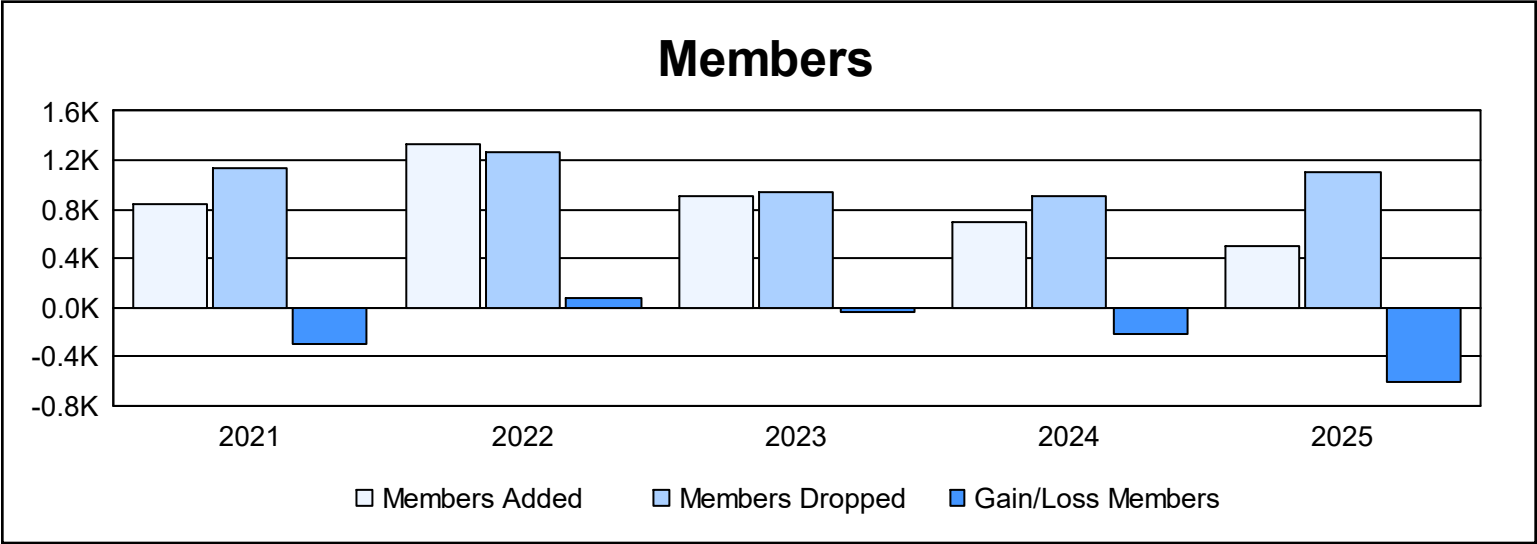
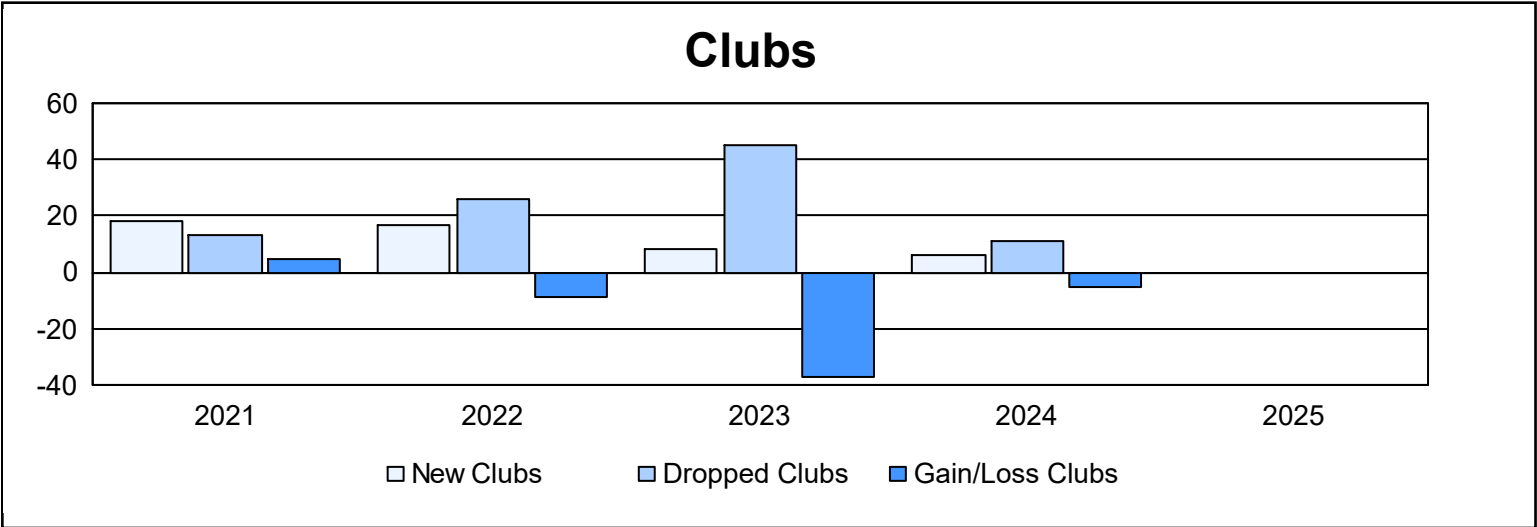
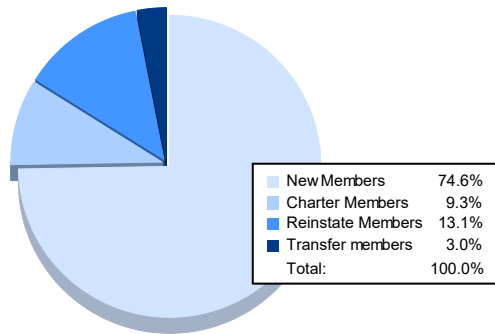


Year	New Clubs	Dropped Clubs	Gain/ Loss Clubs	New Members	Charter Members	Reinstate Members	Transfer Members	Total Member Added	Total Members Dropped	Gain/ Loss Members
2020-2021	18	13	5	481	215	111	27	834	1,130	-296
2021-2022	17	26	-9	698	445	158	36	1,337	1,268	69
2022-2023	8	45	-37	512	299	47	50	908	939	-31
2023-2024	6	11	-5	402	204	69	13	688	907	-219
2024-2025				371	46	65	15	497	1,102	-605
Average	12	24	-12	493	242	90	28	853	1,069	-216



### Membership Composition June 2025 Cumulative



### Gender Composition June 2025 Cumulative

